

Submitting your score via I@NSEO ScoreKeeperNG



Canford Magna Bowmen

Using the ScoreKeeperNG App it is possible and the preferred method of submitting your scores to our tournaments. It's very easy to do and allows you to enter your scores directly as you shoot the round.

For each tournament you will receive a scorsheet which will contain your QR code. If you want to use the ScoreKeeperNG App follow these instructions to scan the QR code and enter your scores.

Step by step instructions

Step 1:

Download the ScoreKeeperNG application from the appropriate source for your device.



Android: [Google Play Store](#)



iPhone: [Apple Apps Store](#)

Step 2:

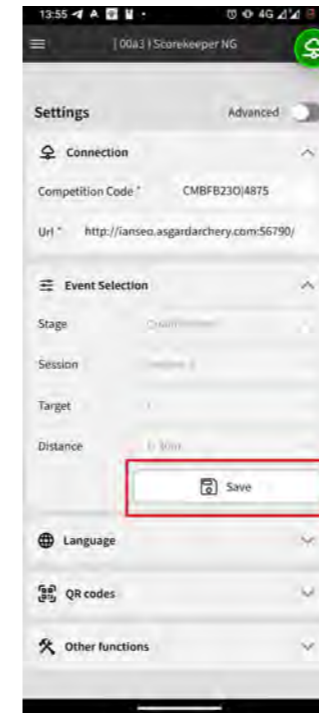
Start the ScoreKeeperNG App on your device the first screen that should appear is pictured on the left.

Select 'Setup app using QR code' and scan the QR code for the tournament. See image on the right.



Step 3:

Click Save on the next screen that appears.



Step 4:

Select the archer you want to score for.

Note: in this example there is only one archer, if there are more than one archer on the target, they will all be listed.




Step 5:

Start scoring

Single arrow changes can be made by electing the arrow and pressing the 'Delete Arrow' button

Ends may be deleted by selecting the end and pressing the 'Delete End' button





Canford Magna Bowmen

Step 6:

You can view the scoresheet at any time by clicking on the clipboard icon.



Then go back to scoring by pressing the back button.



Note:

The green network icon means that there is an active connection to the server and your scores are being uploaded as you enter them. If it changes to a red icon the server connection has been lost and the scores are stored locally only.

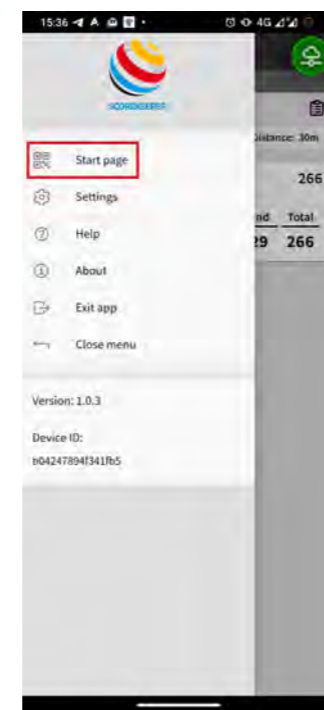


If this happens ensure that you get a green icon before scanning a QR Code for a different tournament!

Step 7:

When you have finished scoring either press the menu and return to the setup screen, and exit, (This will leave the App ready to scan your next QR Code).

Or just exit the app.



This is our preferred method of entering scores for tournaments, as it saves time and paper.

PDF copies of your score sheet are sent out via email, so you have the option to print this and use it to score the tournament. It is your responsibility to ensure that your scores are submitted to the tournament organiser before the closing date/time which ever method is used.

If you would like more information about using ScoreKeeperNG there are two manuals available on the I@nseo website:-

[ScorekeeperNG Manual](#)

[ScorekeeperNG App User Guide](#)

Our tournament organiser is also very familiar with all aspects of the use of the App and will attempt to answer any questions you may have.

Tournaments Organiser Contact Details:

Matt Carstensen

matt@drumheights.net

0772 905 033 (10:00 - 1700 only please)